

# ENGIE Jobs – Jobs offers

## How to add an ENGIE Jobs icon on your mobile or tablet home screen (Android / iOS)?

1

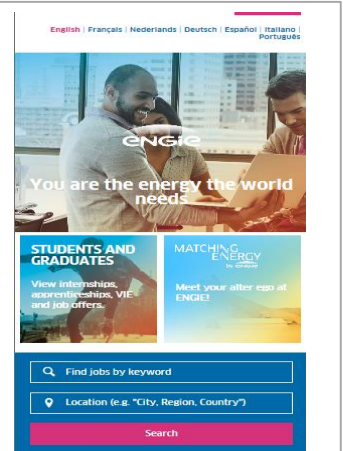


Go on your device browser :  
(Chrome or Safari or other)

Log in to ENGIE Jobs from your device.  
Enter in the address bar :

**<https://jobs.enge.com>**

To ENGIE employees with an permanent work contract, **don't forget to log yourself to access to all job opportunities**



### Create an icon on iOS (Apple)


3

3.1



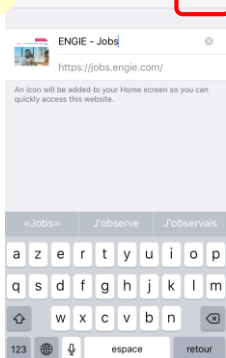
Once you are on the site,  
tap the sharing icon at the  
bottom of your screen

3.2



Choose « Add to Home screen »

3.3



Confirm by pressing «Add»

3.4



An icon will appear on  
your home page



### Create an icon on Android

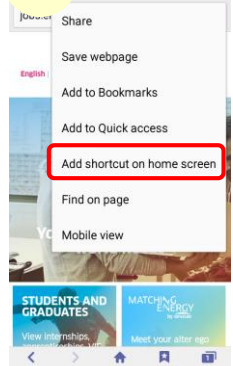
3

3.1



Once you are on the site,.,  
click on « MORE » in the  
upper-right corner of the  
screen

3.2



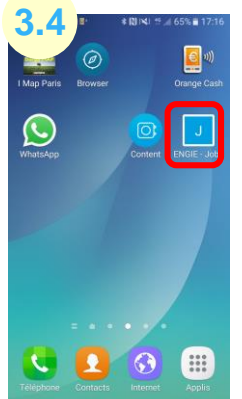
Choose «Add shortcut on home screen »

3.3



A confirmation  
message appears

3.4



An icon will appear on  
your home page